



DISPATCH



KWPS NEWSLETTER

Sixteen individuals, including two new members, attended our first “social distancing live meeting”. There were 53 lots in the table auction. Four Members participated in ten “Show & Tell” presentations.

Meetings on November 12th and December 8th will be “social distancing live meetings” from 2:00 to 4:00 pm in the afternoon, with a table auction and clothesline show & tell. Take table auction items to Leigh Hogg’s office before November 2nd. The City of Waterloo will not be allowing evening meetings until January 2021 at the earliest.

David Crouch and Alan Hills have joined the club and attended the October 8 meeting. They will be profiled in future issues of Dispatch.

Stampfest April 17, 2021, will depend on Pandemic Regulations in effect then. Current regulations would make it difficult to stage the event in a cost effective and functional way. We would be limited to 5 or 6 dealers, with no lunch facility or exhibits under current guidelines.

A donation has been made in honour of Anne Oberholtzer, who passed away on September 2nd. She was the wife of club, and GRVPA Treasurer, David Oberholtzer.

Tony & Rose Shaman are celebrating their 60th Wedding Anniversary on Thursday October 15th. Congratulations!

Tidbits

Rick Sommer has started a new postal history collection of corner cards from Rural Telephone Companies. He wants to get an example from each location listed in “A History of the Independent Telephone Industry in Ontario” published in 1975 by the Ontario Telephone Service Commission.

David Crouch is looking for a location to house a worldwide collection in 16 large albums.

*Stay Healthily
and Philatelically
Active !!*



85th Anniversary Dinner

by Olaf Poulsen

Saturday December 12, 2020 11:30 - 3:00 PM

Charcoal Steak House Estate Room.

Three entrées will be available:

Grilled Chicken Caesar Salad, Grilled Salmon Beet Salad, and Pad Thai (vegetarian)

Platter of freshly baked cookies, and coffee or tea.

Maximum Covid-capacity of 42 people.


Guest Speaker and program to be determined.

Guests from other clubs, Spouse or Significant Others, are welcome to attend.

Price \$25.00 per person. *Bar service will be available at extra cost to each participant.*

Tickets will be on sale at November Meeting, and can be reserved by calling

Olaf (519-725-3023)



75th Anniversary Greenland USA Stamps

by Tineke Vos

In 1945 Greenland could not get their stamps from Demark, because of the German Occupation.

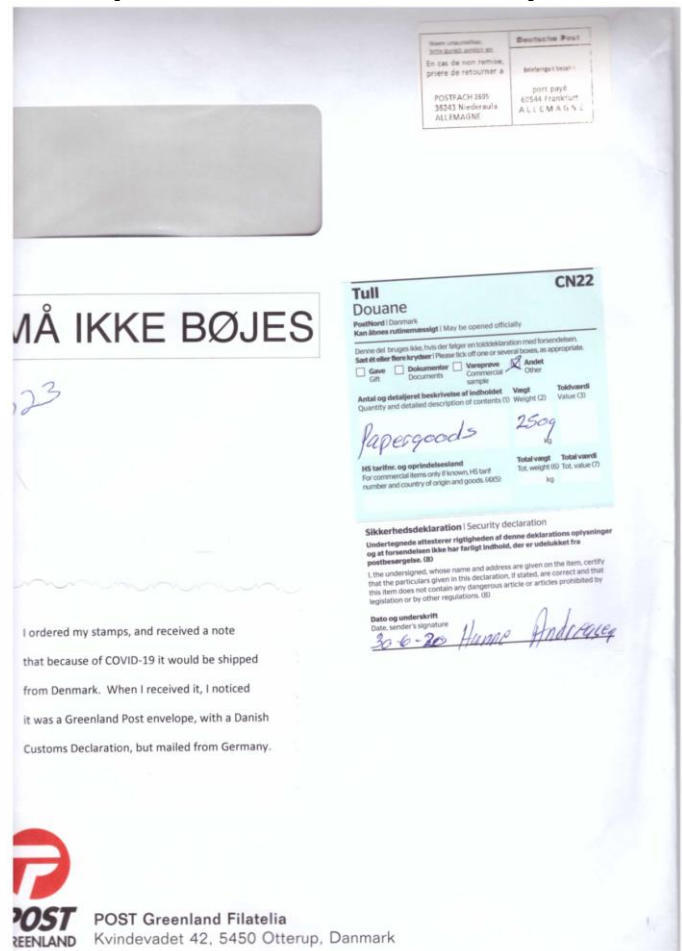

Stamps were printed in the USA and sent to Greenland by ship. Greenland issued first stamps in 1938 (Scott 1-9). On April 1, 1940, Denmark was occupied by Germany, and most ties, including postal matters, with its remote colony were cut. A year later, a treaty was signed allowing the United States to protect Greenland. Greenland also received much of its supplies from the United States. By 1943 Greenland was running low on some denominations of its 1938 issue, and wanted some higher denominations for use on airmail.

The American Bank Note Co. received a proposal for nine stamp denominations, indicating the subjects of their designs and the quantities to be printed. By May 10, 1944, what Petersen calls a “first draft of the American issue” was ready and forwarded to the “Greenland department within the Danish Consulate in New York.” Some changes were requested, including the addition of a design showing the king on horseback, which had not been included in the original letter. Three of the changes were made to the essays shown on the new souvenir sheet for the 75th anniversary. The American Bank Note Co. printed the stamps, and they were issued Feb. 1, 1945. The stamps were available in Greenland and from the Greenland department of the Danish consulate in New York.

The essays, which Petersen had called the “first draft,” were discovered many years later. The discovery of this first draft is of one of several interesting objects that has turned up in Denmark during recent years.


Lowe-Martin printed the 75th anniversary souvenir sheet by offset. The layout was by Robert Dam and the design firm DAMgrafisk. The sheet measures 140 millimeters by 80mm

I ordered my stamps, and received a note that because of COVID-19, the stamps would be shipped from Denmark. When I received it I noticed that is was a Greenland Post Envelope, with a Danish Customs Declaration, mailed from Germany. In 2020 Greenland again could not get their stamps from Denmark because of the pandemic.



Birch Bark Letter and Envelope

by Leigh Hogg



EARLY BIRCHBARK
ENVELOPE 1898.

AND LETTER ENCLOSURE
OF BIRCHBARK.

SQUARED CIRCLE
LEAMINGTON MAY 3, 1898

Leamington Ont.
May 2/98
Dear Brother Justice:
We were
very much pleased to receive
your letter. He are always
glad to hear from you.
I have no present
to go to Cleveland,
it is just across
I may go some time
if I do, I shall be
glad to call on you.
If they ever have
to cross the line
be very glad to
come to see us.
Write me on the
marsh marigolds
we used to call yellow
because I can't think of
name. The maple,
and apple trees are out in
leaf and cherry, plum
and peach

Brother J. Schantz
Atlantic
Iowa

RECEIVED. D.V. 657
ATLANTIC, IOWA
MAY 5, 98

TRANSIT
WINDSOR
4 MAY, 98
C.D.S.

In the letter there is a comment by the sender in the last paragraph front page – ‘The maple trees and apple trees are out in leaf and cherry, plum and peach blossoms are in bloom.....’ I wonder if the sender, cared for the condition of the poor Birch Tree, that surrendered its bark for this correspondence?
I spritz birchbark envelopes and postcards with water every 12 – 18 months as the birchbark is a ‘living’ entity and needs to be kept supple.
I don’t recommend spritzing the rest of your collection!

Canadiana

by Bucky Beaver & George Pepall



the Large Queens Issue.



ENGRAVED STAMPS

The British American Bank Note Company printed four engraved stamps in 1966 to celebrate the 100th anniversary of the company. Queen Victoria engraving was done in the 1860's by famous engraver Alfred Jones, and was used for the Large Queens Issue. An original drawing by George Finais, was used to engrave the image of Queen Elizabeth.

Engraving detail is shown to the left. Note the exquisite detail of the engravings.